



Student Notes



1



2



3




Student Notes

PRE-GAME FACEOFF MEETING PROCEDURE

SOLVE PROBLEMS BEFORE THEY HAPPEN

- Immediately after the captains have left
 - Invite all faceoff players to the center
 - Invite the coaches as well
 - Know your message
 - Answer questions
 - Check sticks if asked
- Pregame this with your crew



Class Discussion Questions



4

4

DISCUSSION ITEMS FOR FACEOFF PLAYERS

- 1 Be ready for "Down" position
- 2 Stick heads: "Top to Stop"
- 3 Out of Neutral Zone
- 4 Parallel but not touching line
- 5 Hands touching ground & wrapped around stick
- 6 No leaning stick head
- 7 No body parts on the ground



5

5

NO PREGAME MEETING

YOUTH & TOURNAMENT GAMES

Let's be honest, sometimes we can't have the pregame conference due to time. With youth and tournament games using running time, starting on the hour and ALWAYS behind schedule, we can't always follow all the steps...so what should we do?

- At the first faceoff, have a quick conversation defining your expectations on how you want to conduct the faceoff.
- What do you want from the players?
- What are the main points you want to address for the faceoff to be conducted smoothly.



6

6



Student Notes

CONDUCTING THE FACEOFF

CONSISTENCY IS KEY

USA Lacrosse logo

7

LEGAL FACEOFFS

QUICK VISUAL CHECKS

USA Lacrosse logo

8

WING PLAYERS

DON'T FORGET ABOUT THEM

- Wing players can only check the faceoff players stick until the faceoff has ended
- If they check the faceoff players battling for the ball
 - Unnecessary Roughness flag thrown
 - Penalty at least 2 minutes full time

USA Lacrosse logo

9

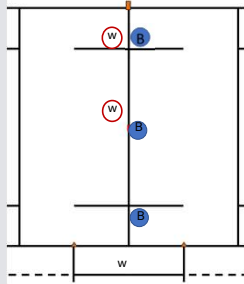


Student Notes

PLAYERS IN PENALTY AREA DURING A FACEOFF

KNOW THE PROTOCOLS FOR RELEASE

- The wing must be left open
- If penalty time has expired and possession has been signaled on the faceoff, player in the box is released.
- If penalty time has expired but no possession has been signaled, the player must remain in the box until the official's signal possession



Class Discussion Questions

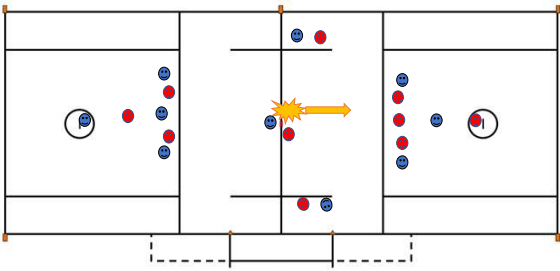


10

10

LOOSE BALL, TECHNICAL FOUL DURING A FACEOFF

WHAT DO WE DO WITH THE PLAYERS BEHIND THE RESTRAINING LINES?



11

11

WHEN DO WE SIMPLY START OVER?

WE DON'T ALWAYS GET A CLEAN FACEOFF

Ball goes out of bounds in midfield and officials don't know who last touched the ball	An inadvertent whistle before the ball crosses the restraining line	An injury occurs in the midfield area	Simultaneous fouls of equal duration occur while the ball is loose	Official calls timeout before a team gains possession	Ball gets stuck in a uniform or equipment other than a crosse



12

12

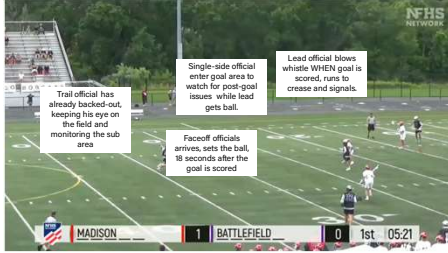


Student Notes

FACEOFF AFTER GOALS

WHAT IT LOOKS LIKE WHEN DONE CORRECTLY

- When a goal is scored and the ball has been retrieved, HUSTLE to the faceoff spot
- Write down the scores and such prior to the faceoff near midfield



Class Discussion Questions



13

13


KAHOOT!

GAME-STYLE LEARNING

Kahoot! is a digital learning platform that uses quiz-style games to help students learn by making the information engaging in a fun way.

As one of the biggest names in quiz-based learning, it's impressive that Kahoot! still offers a free-to-use platform, which makes it highly accessible for teachers and students alike. It's also a helpful tool for a hybrid class that uses both digital and classroom-based learning.

The cloud-based service will work on most devices via a web browser. That means this is accessible for students in class or at home using laptops, tablets and smartphones.



14

14

KAHOOT INSTRUCTIONS

PLAYERS

- On your smartphone, tablet or laptop, go to www.kahoot.it
- Wait for the instructor to give you the **Game Pin**
- Enter your first name and last initial **ONLY**

INSTRUCTORS

- A Kahoot account can keep track of results, otherwise, you can play without an account
- <https://create.kahoot.it/auth/login>
- Create a free BASIC account (up to 50 users) or paid PRO account (up to 100 users)
- Click on the link below
- Game will open in an internet browser window



USA Lacrosse Officials Development Program - FACEOFFS

15

15



Student Notes